



Department of Operational Research
University of Delhi

Students' Experience Survey
Internal Quality Assurance Cell (IQAC)

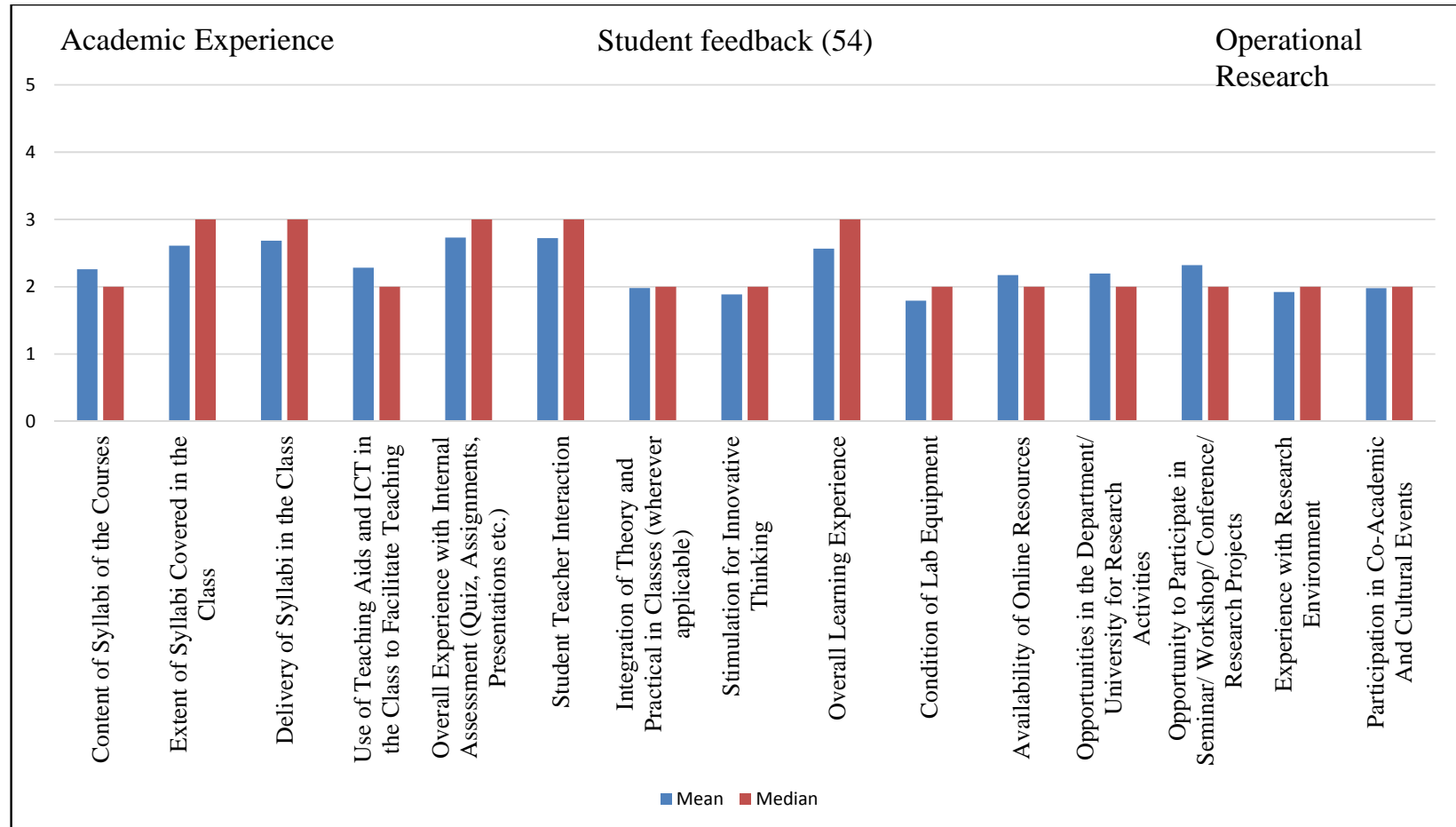
May-June 2016

Table of Contents

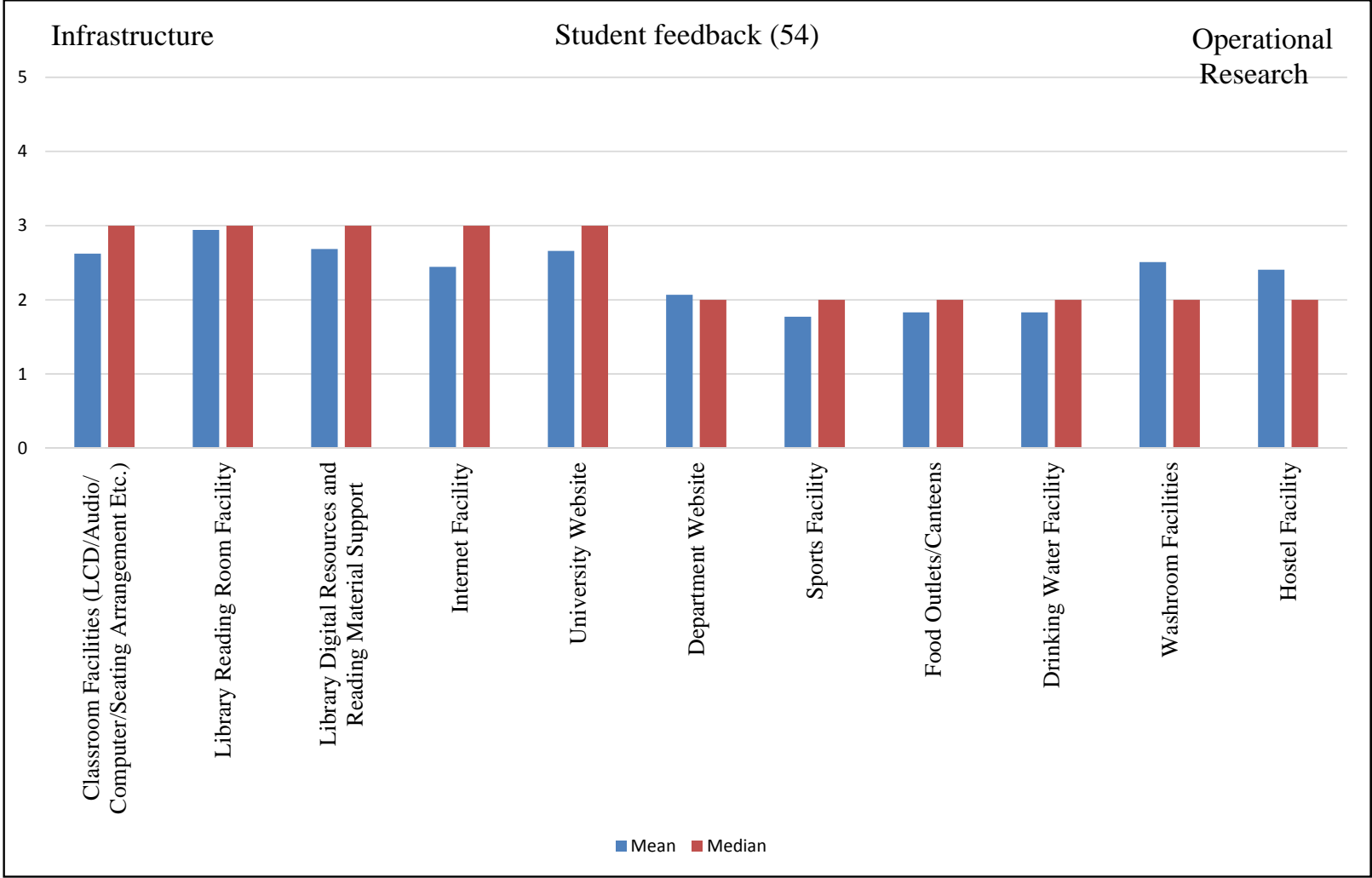
1.	Student Feedback: Bar Charts	
	<i>Academic Experience</i>	1
	<i>Infrastructure</i>	2
	<i>Support System</i>	3
	<i>Skills/Competencies Developed During Course of Study</i>	4
2.	Student Feedback (Arranged by Attendance): Bar Charts	
	<i>Academic Experience</i>	5
	<i>Infrastructure</i>	8
	<i>Support System</i>	11
	<i>Skills/Competencies Developed During Course of Study</i>	14
2.	Student Feedback: Pie Chart	
	<i>“Would you recommend this university to others?”</i>	17
3.	Table 1: Mean, Median, SD, Minimum, Maximum Value for Each Question	18
4.	Table 2: Frequency Distribution in Levels	21
5.	Table 3: Frequency Distribution in Percentage	24

Student Feedback

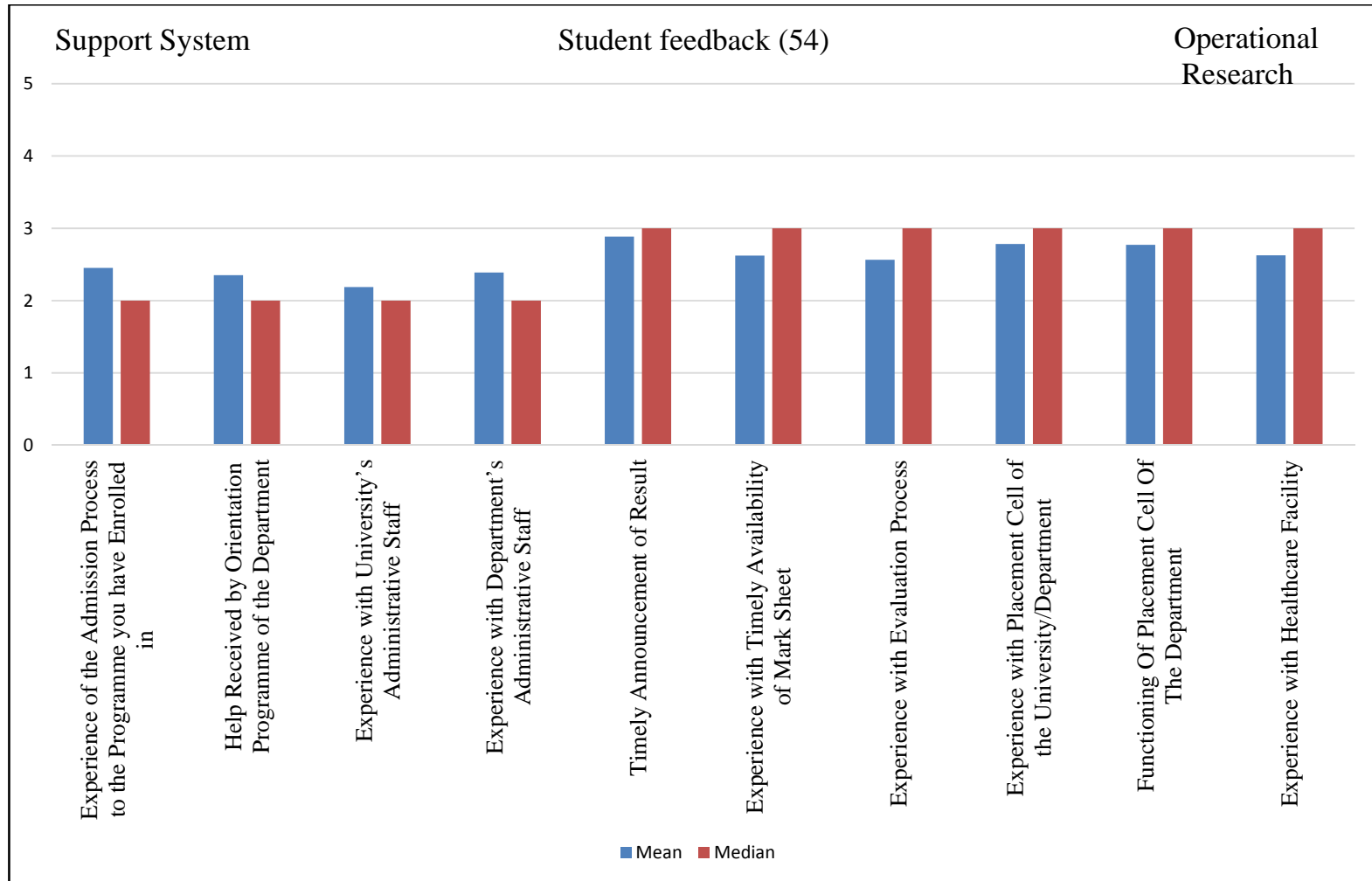
Academic Experience



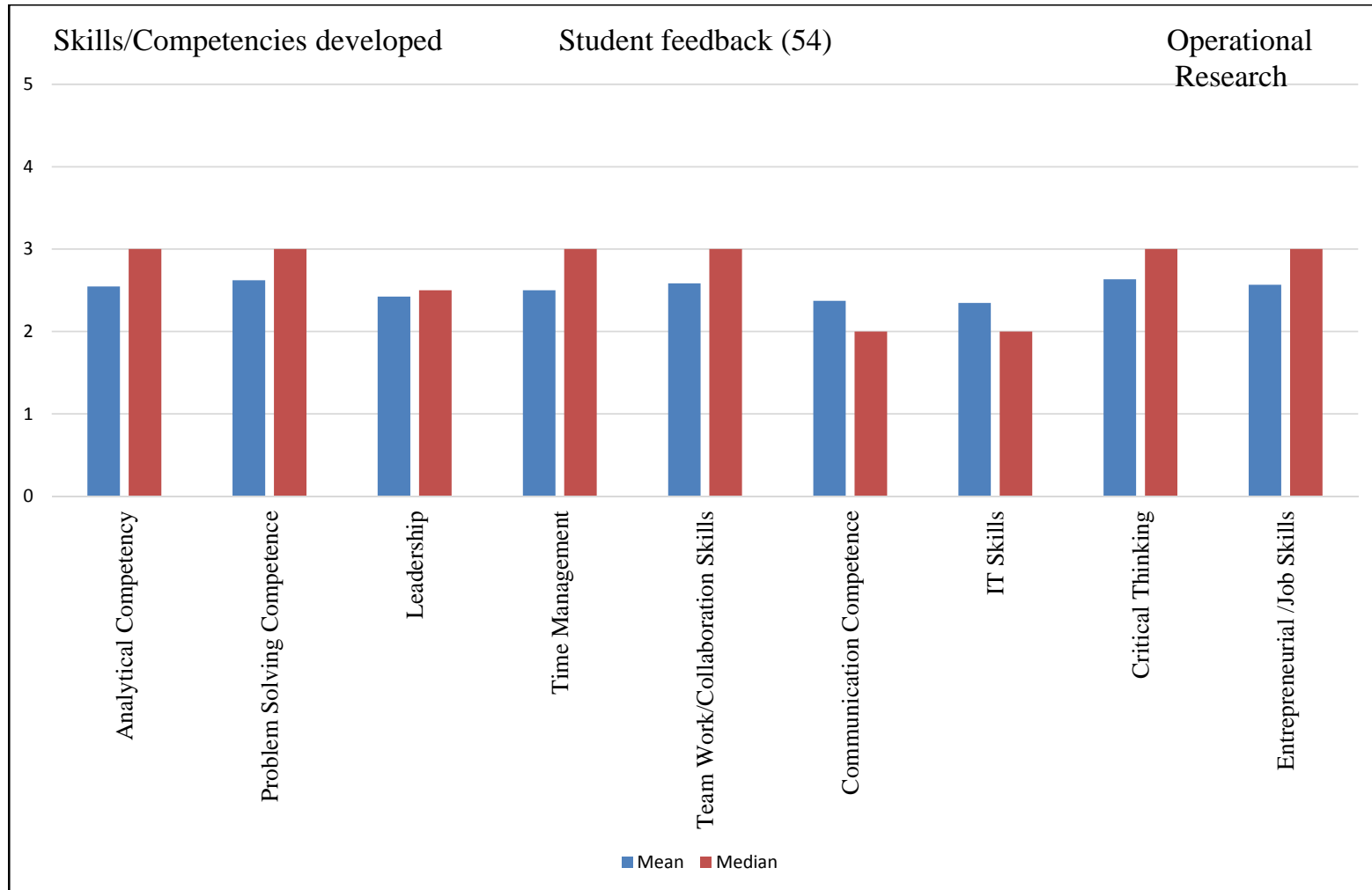
Infrastructure



Support System

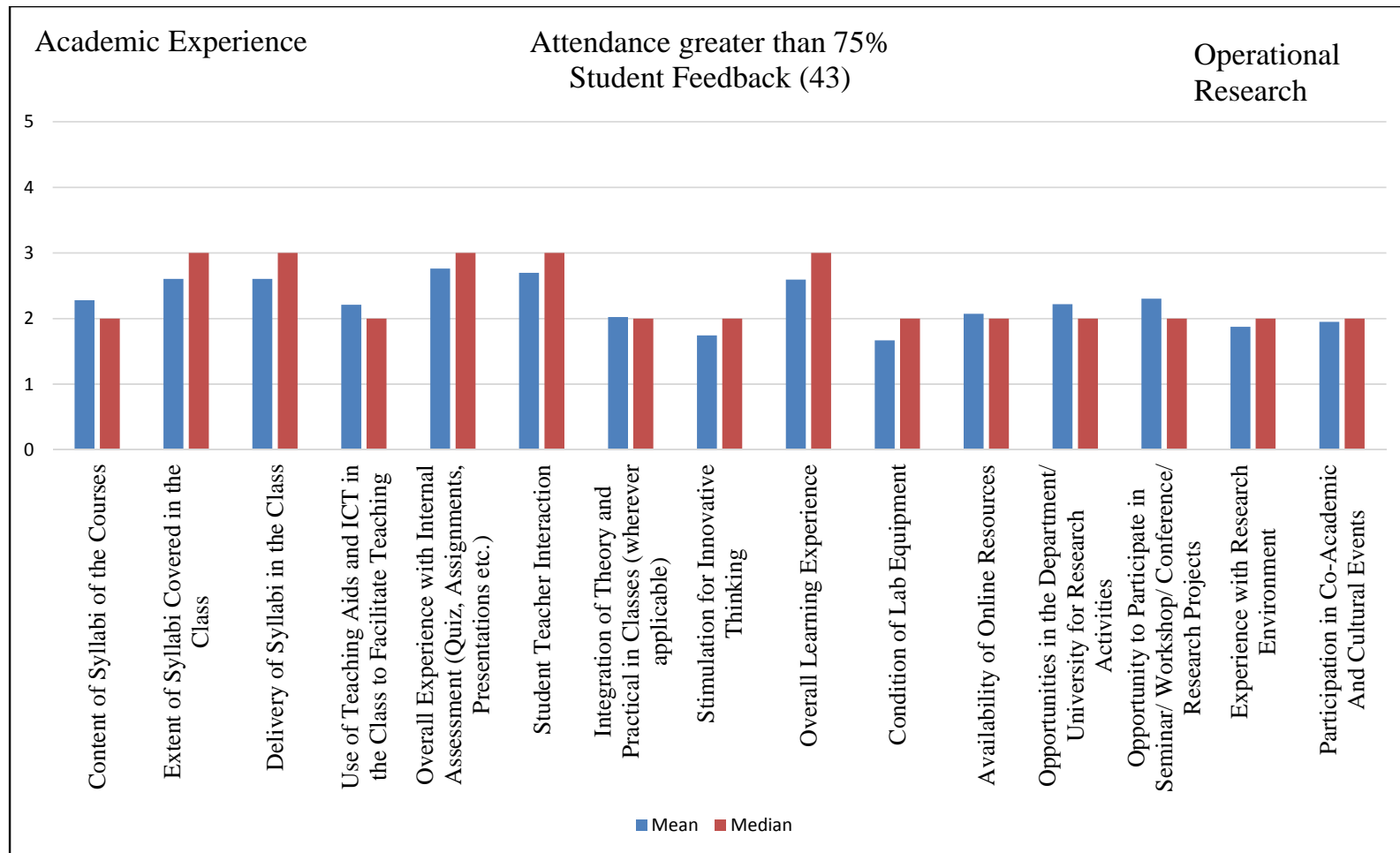


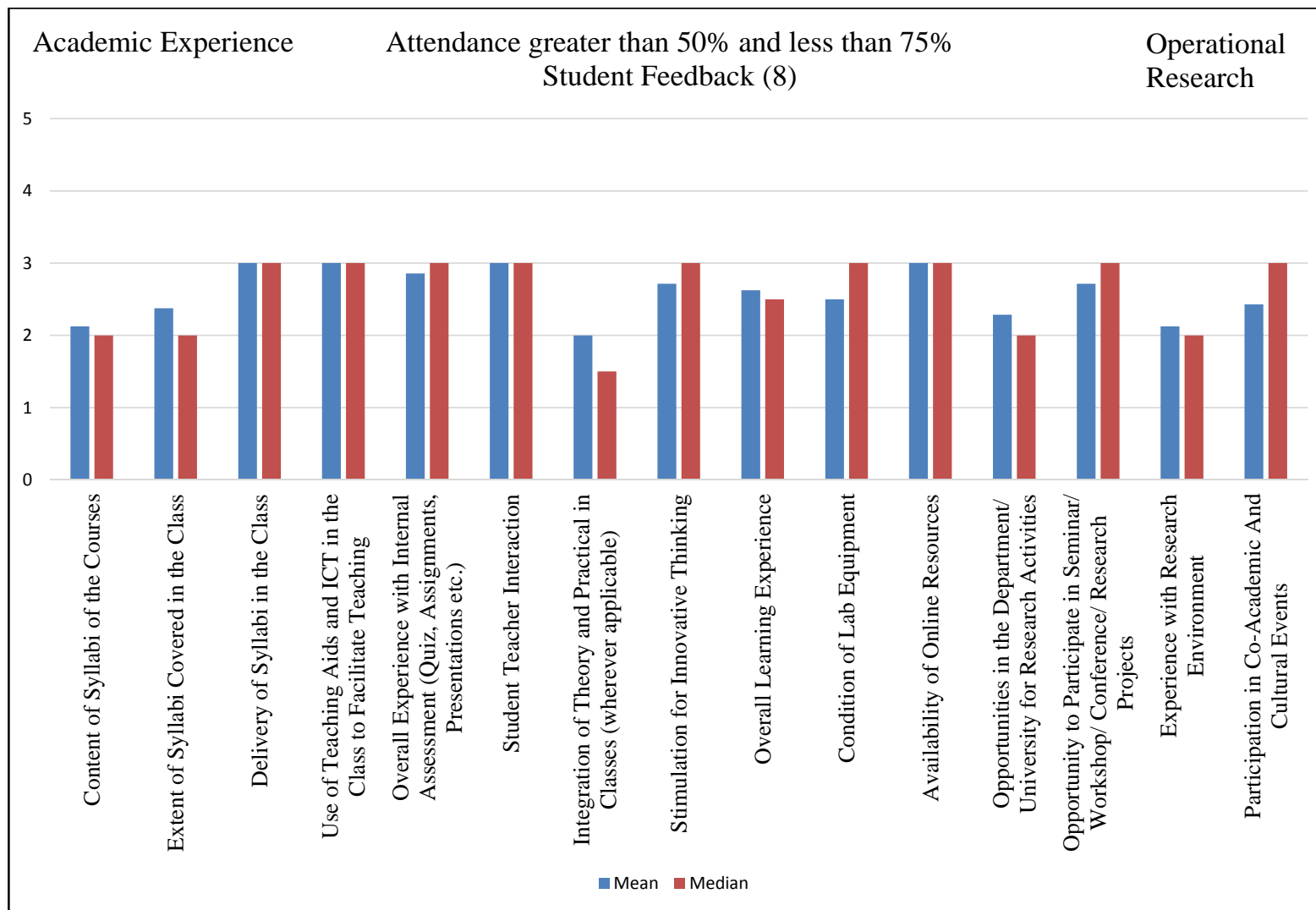
Skills/Competencies Developed During Course of Study

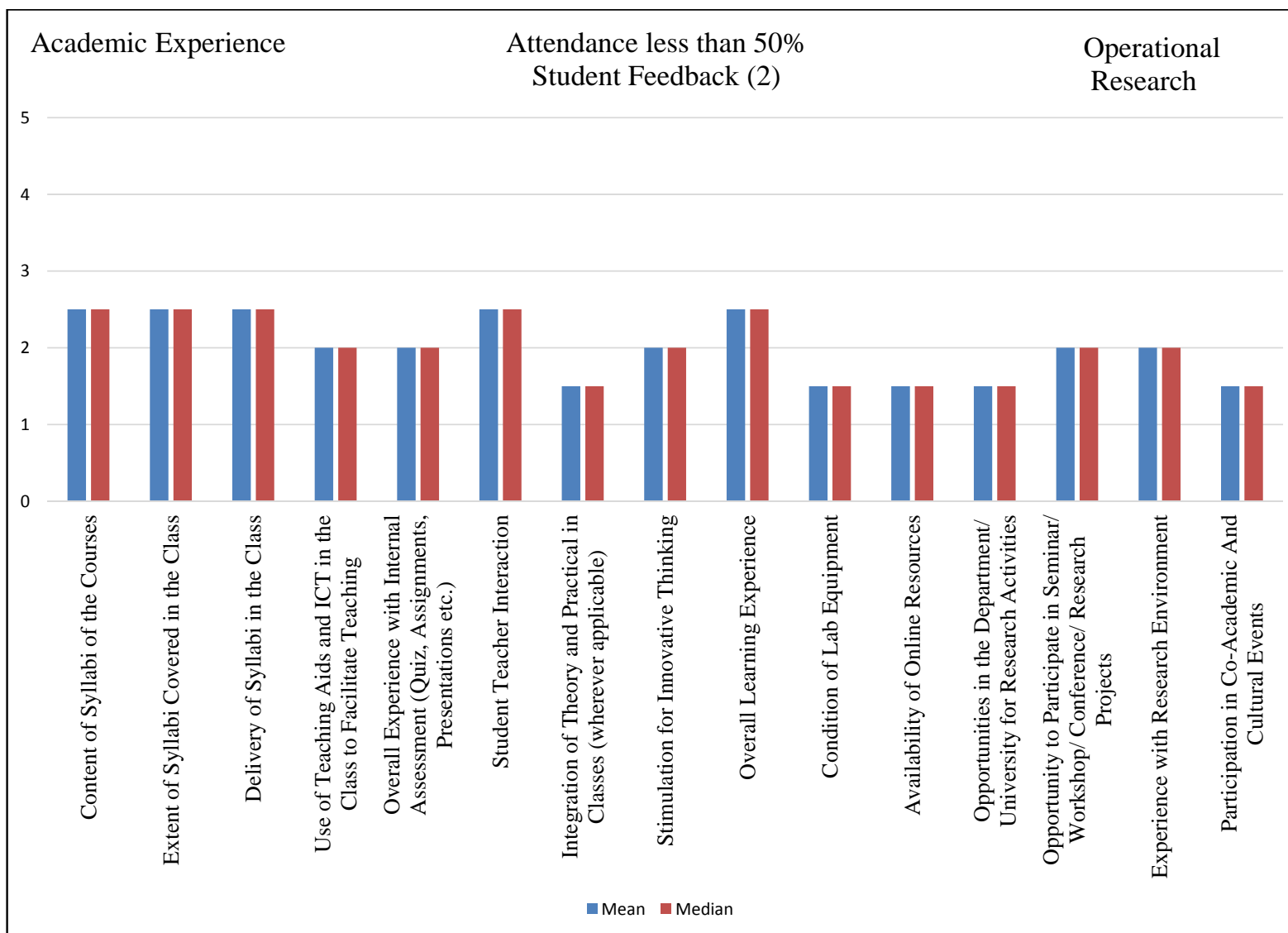


Student Feedback as per Attendance

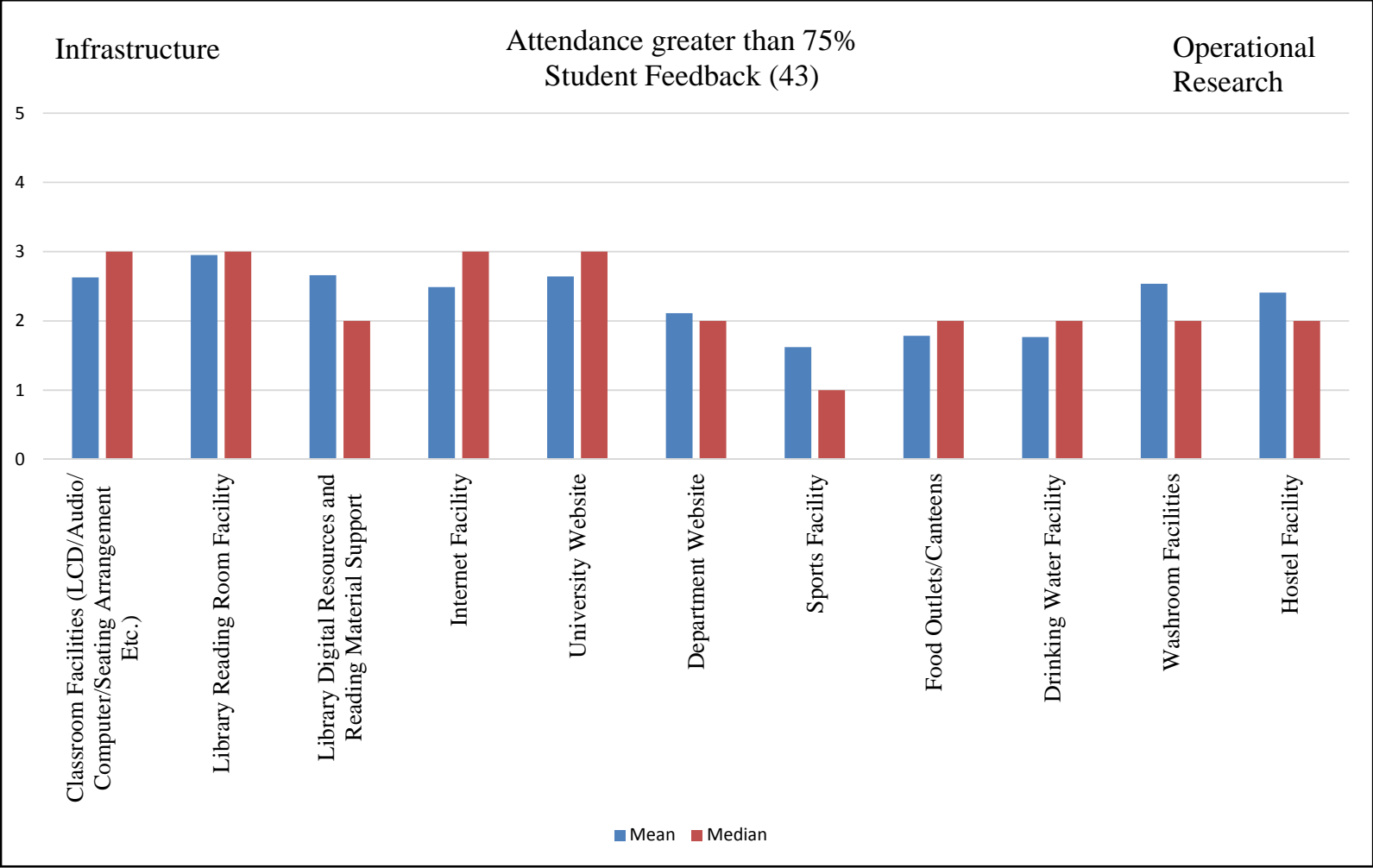
Academic Experience

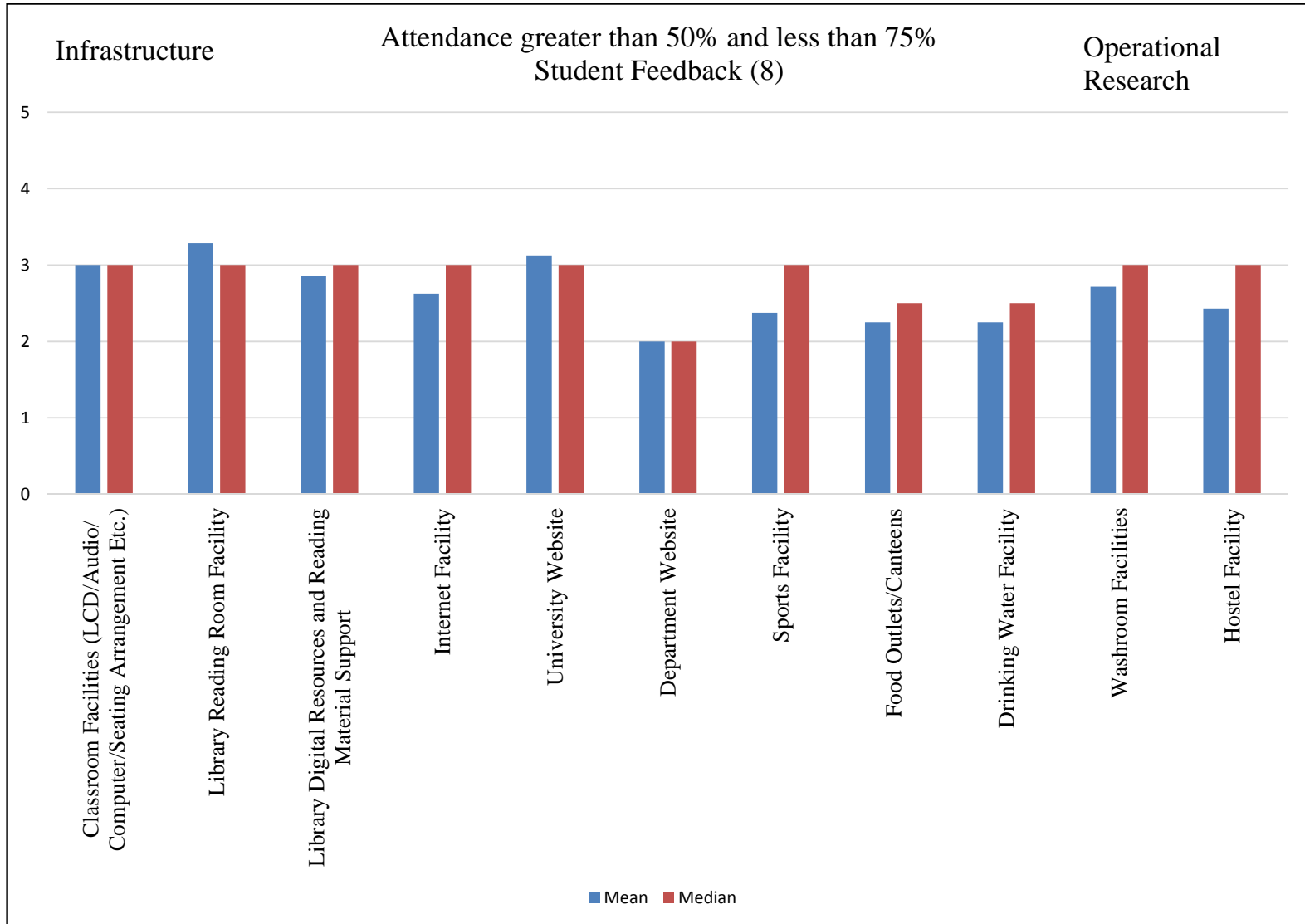


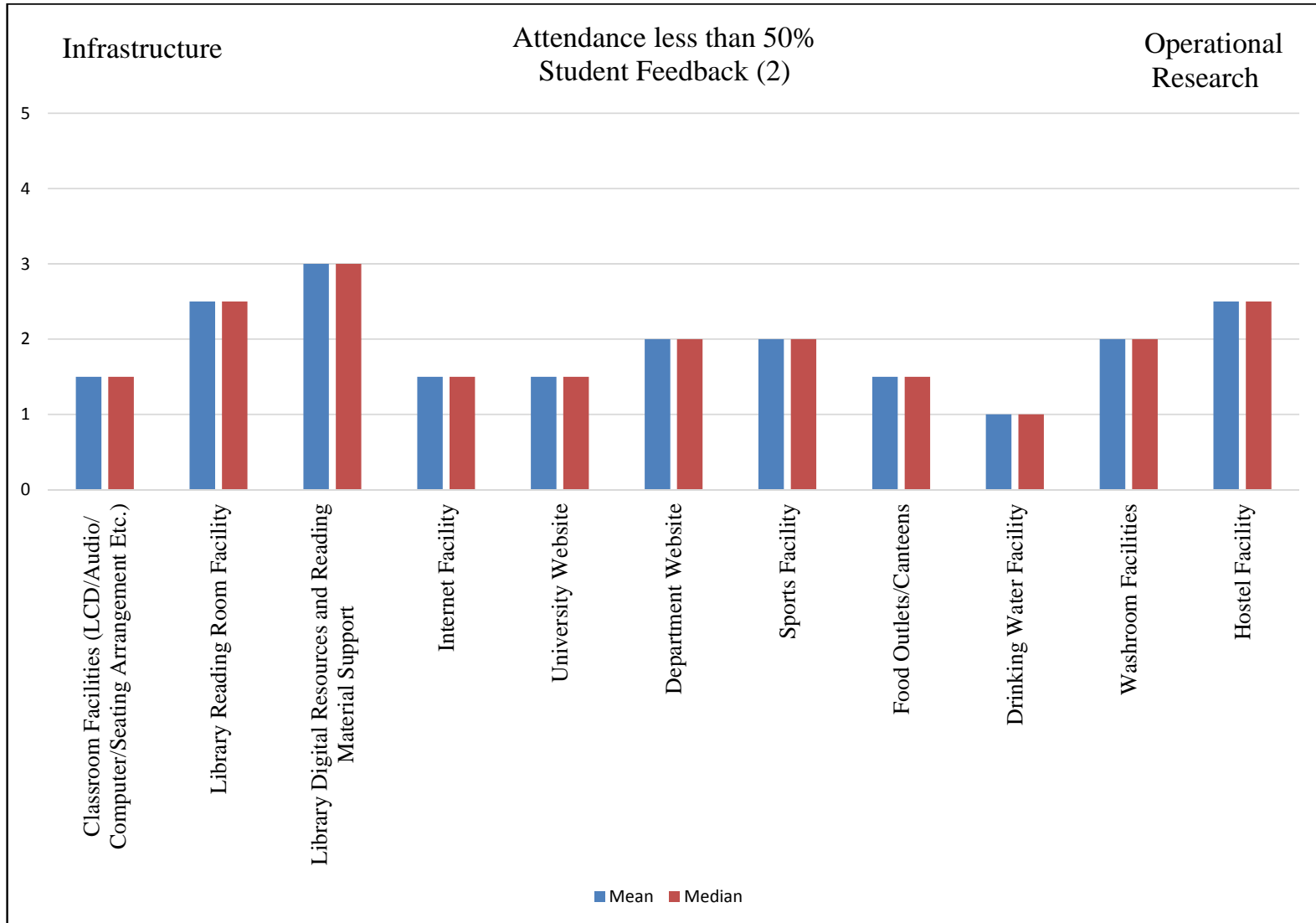




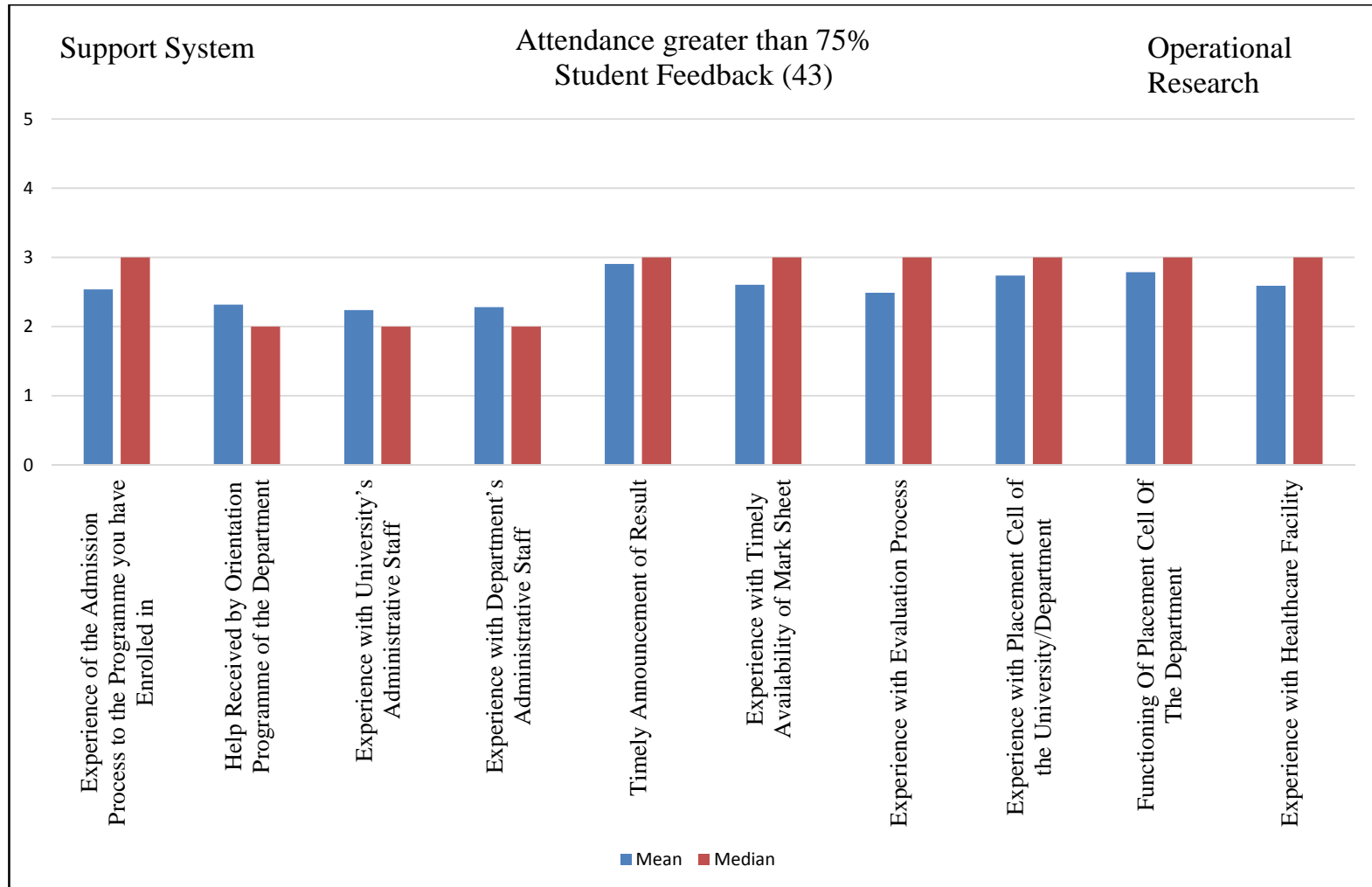
Infrastructure

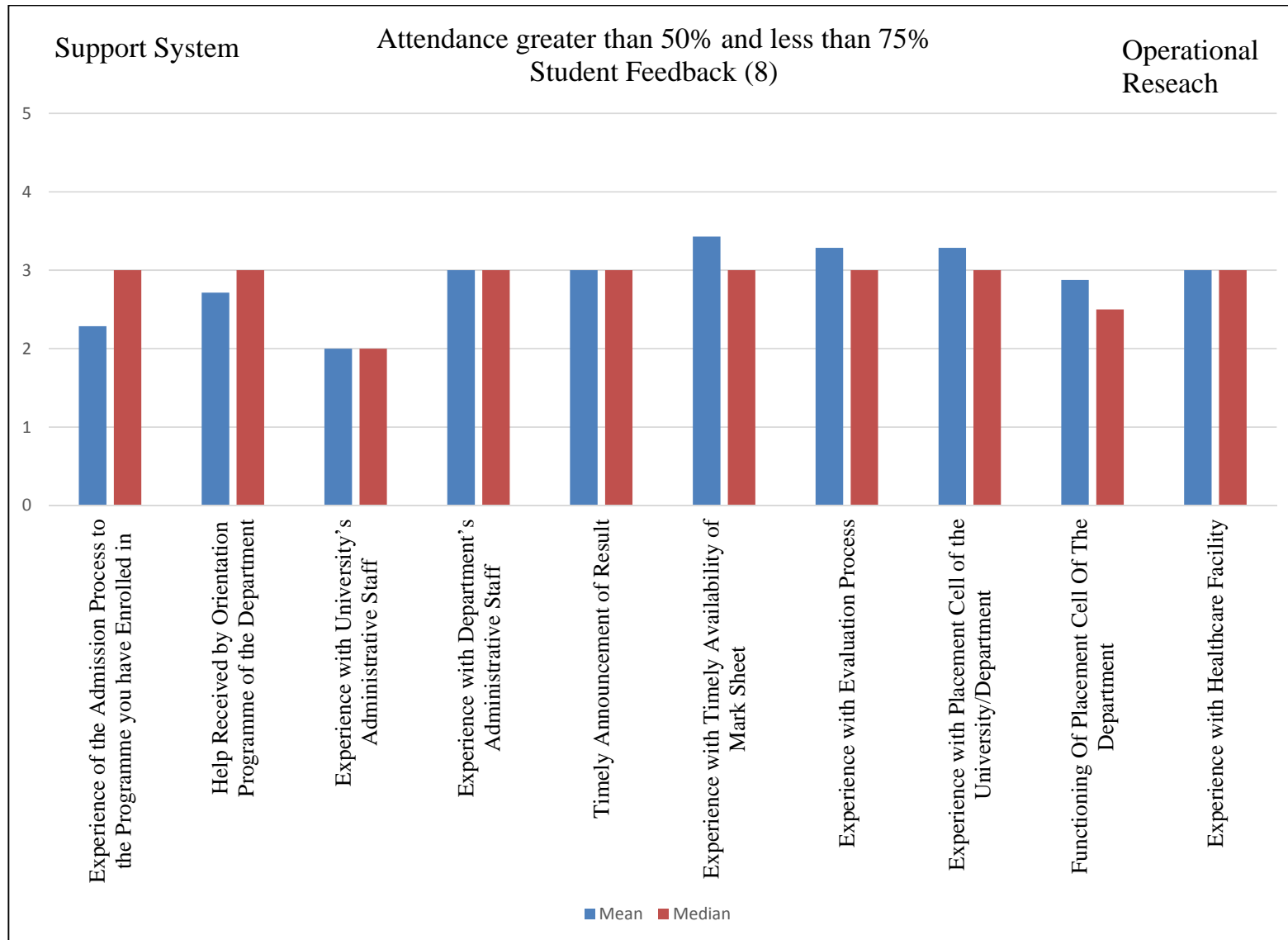


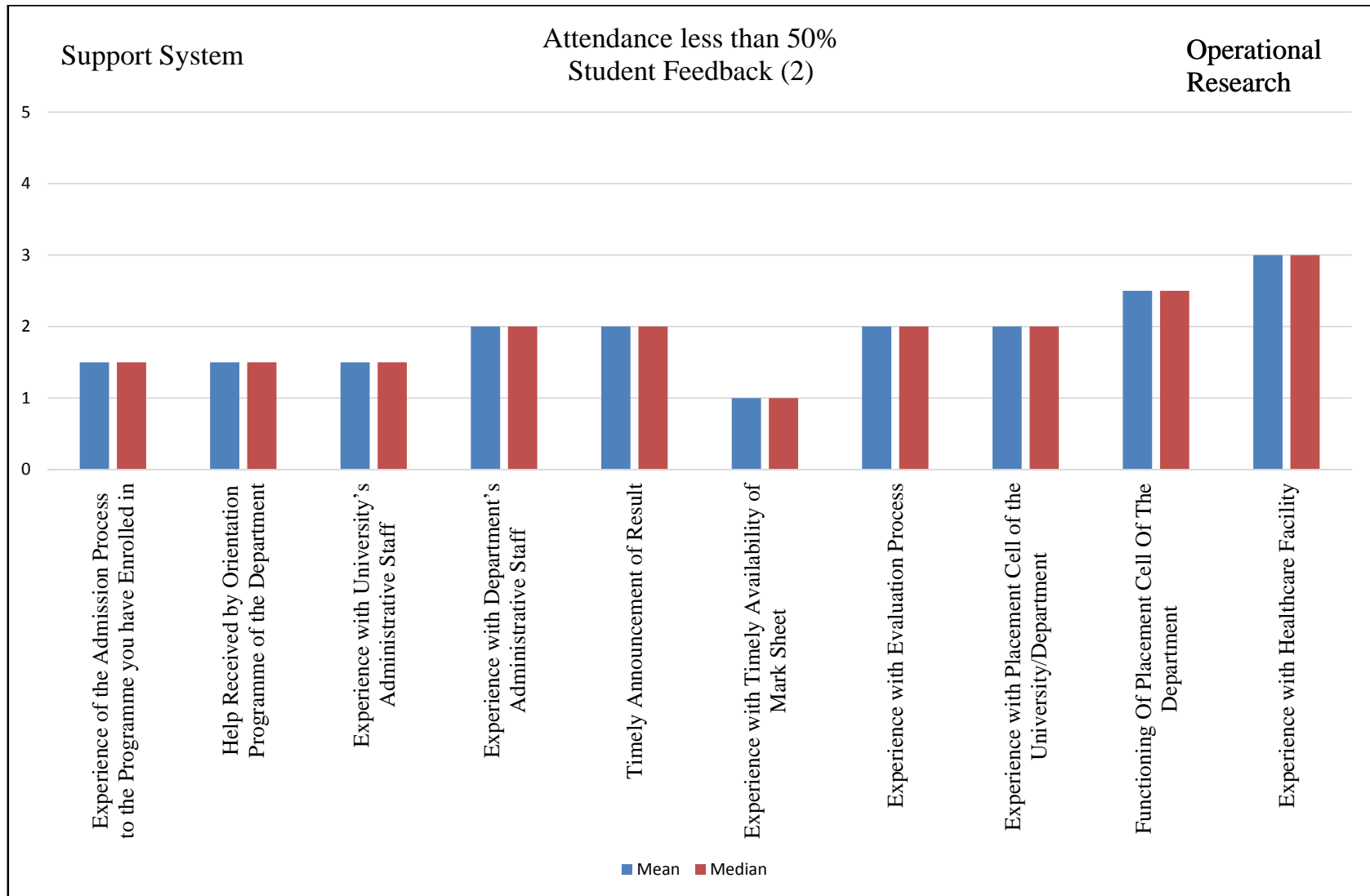




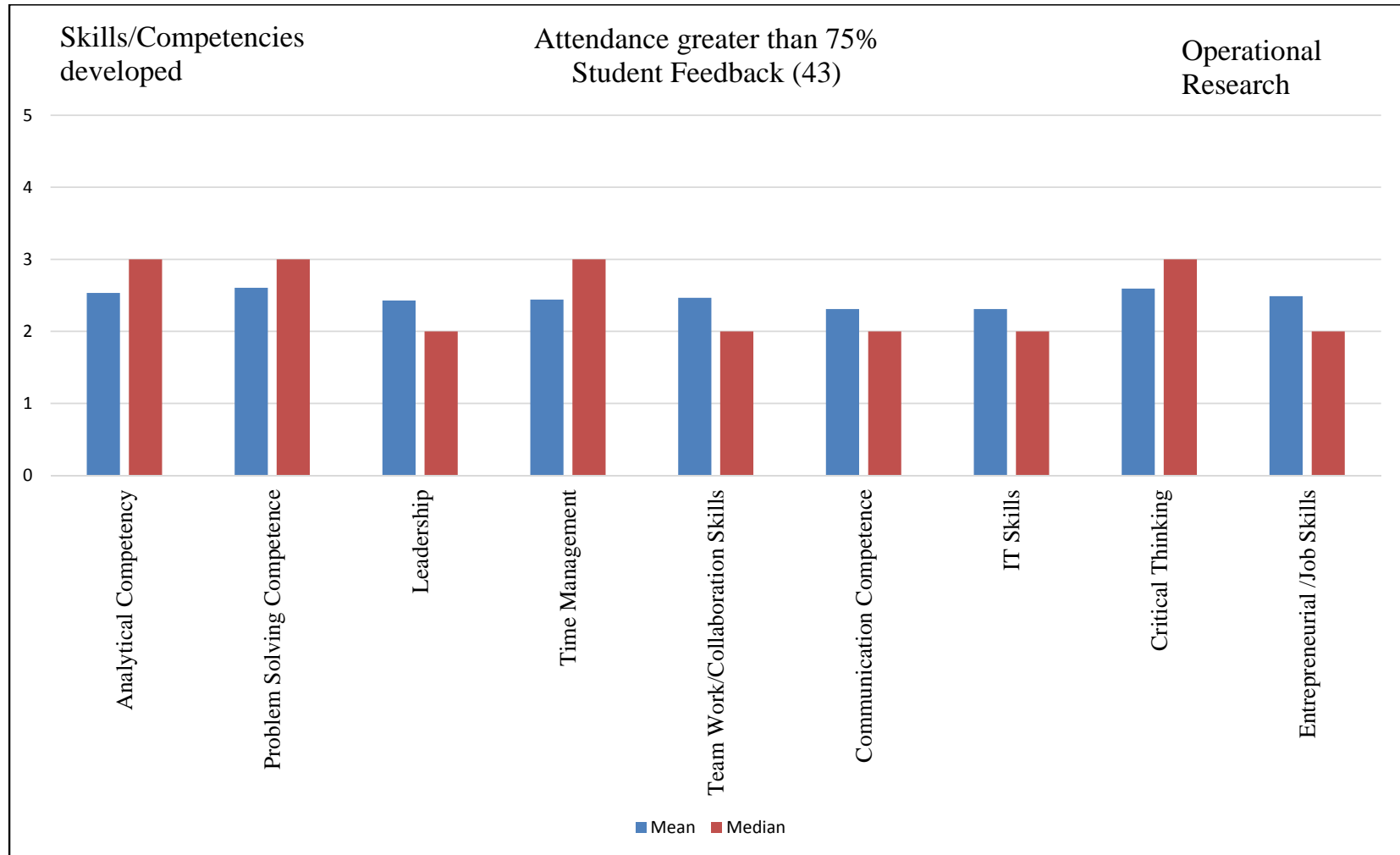
Support System

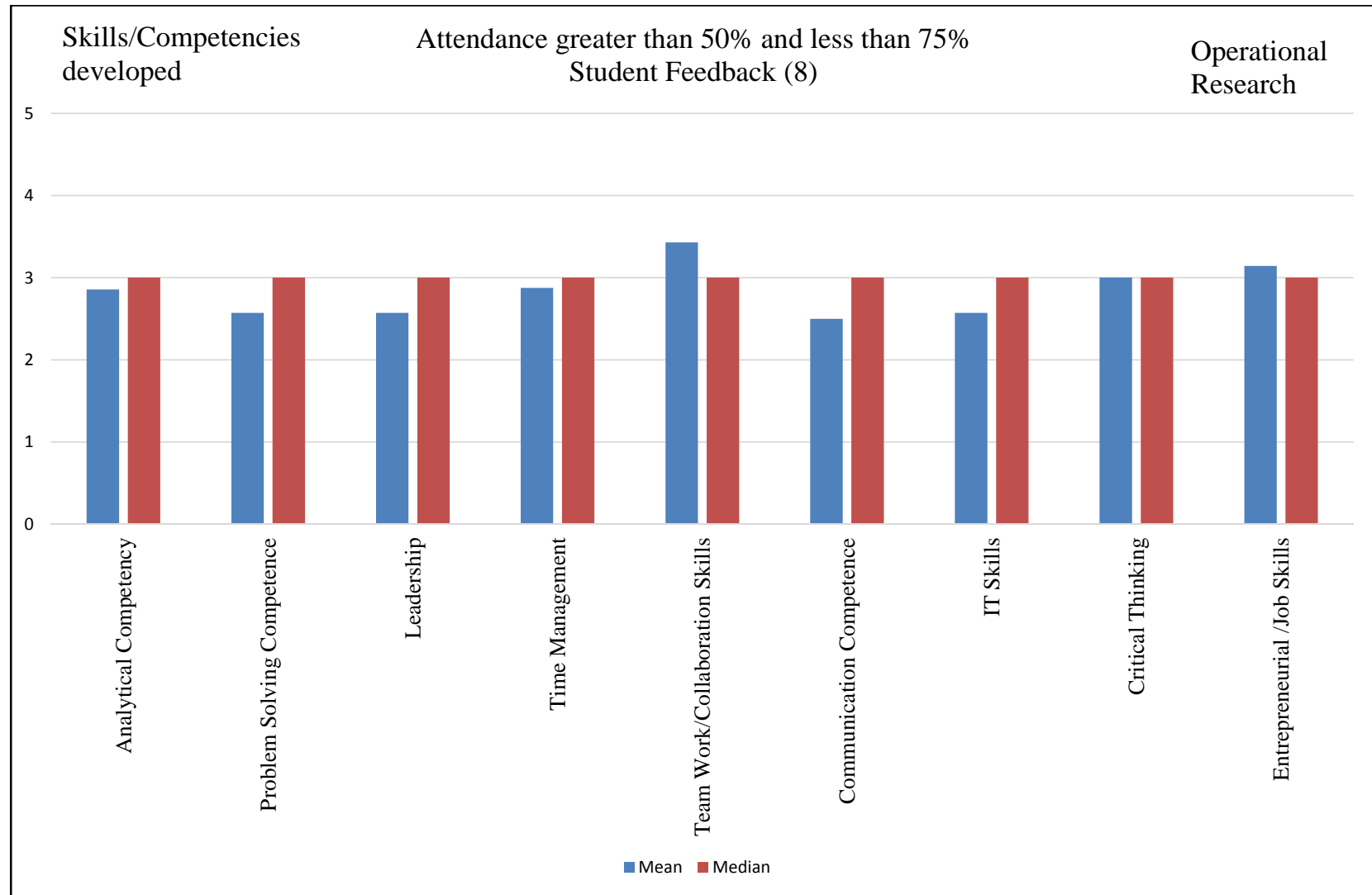


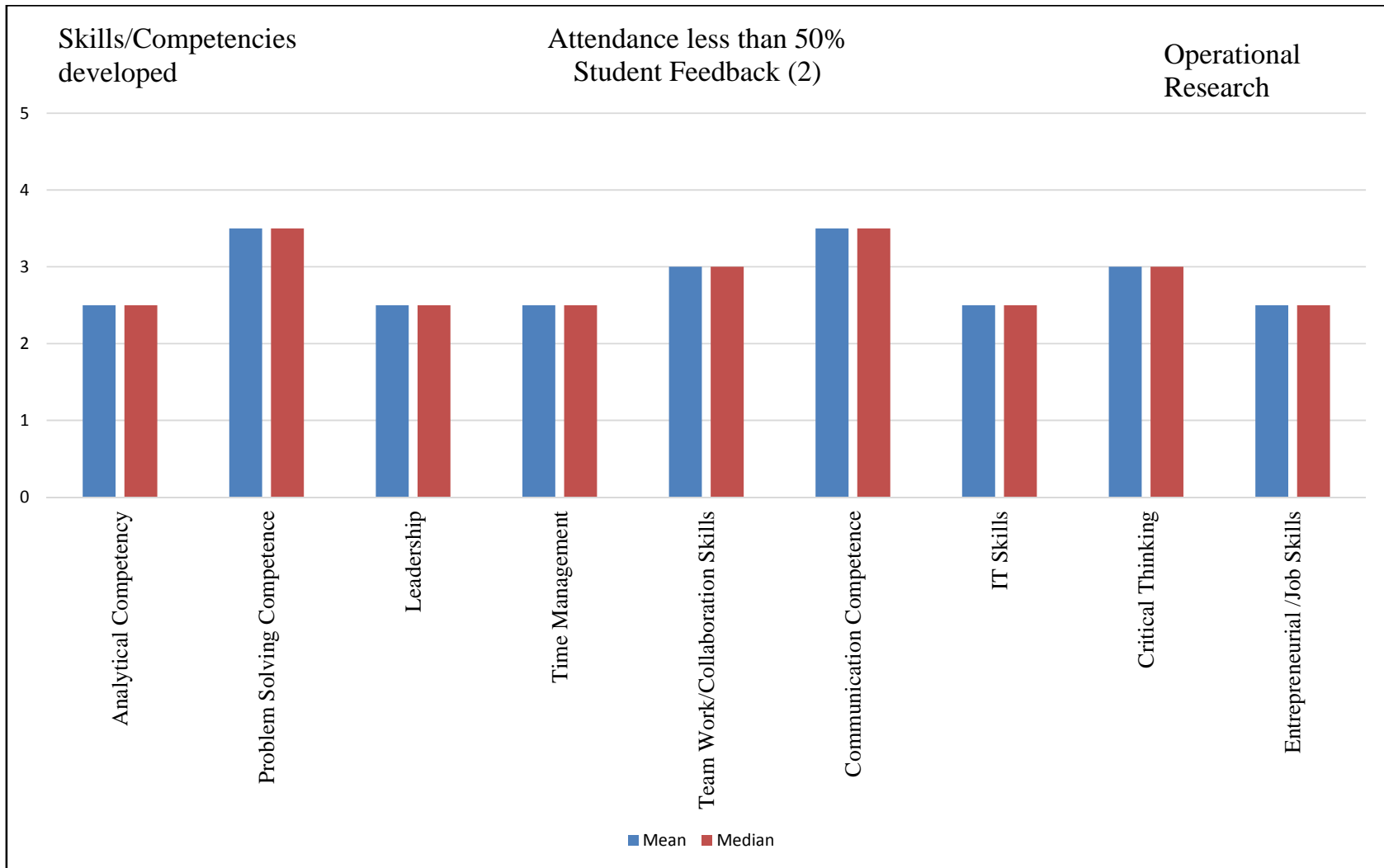




Skills/Competencies Developed during Course of Study







Student Feedback on “Would you recommend this university to others?”

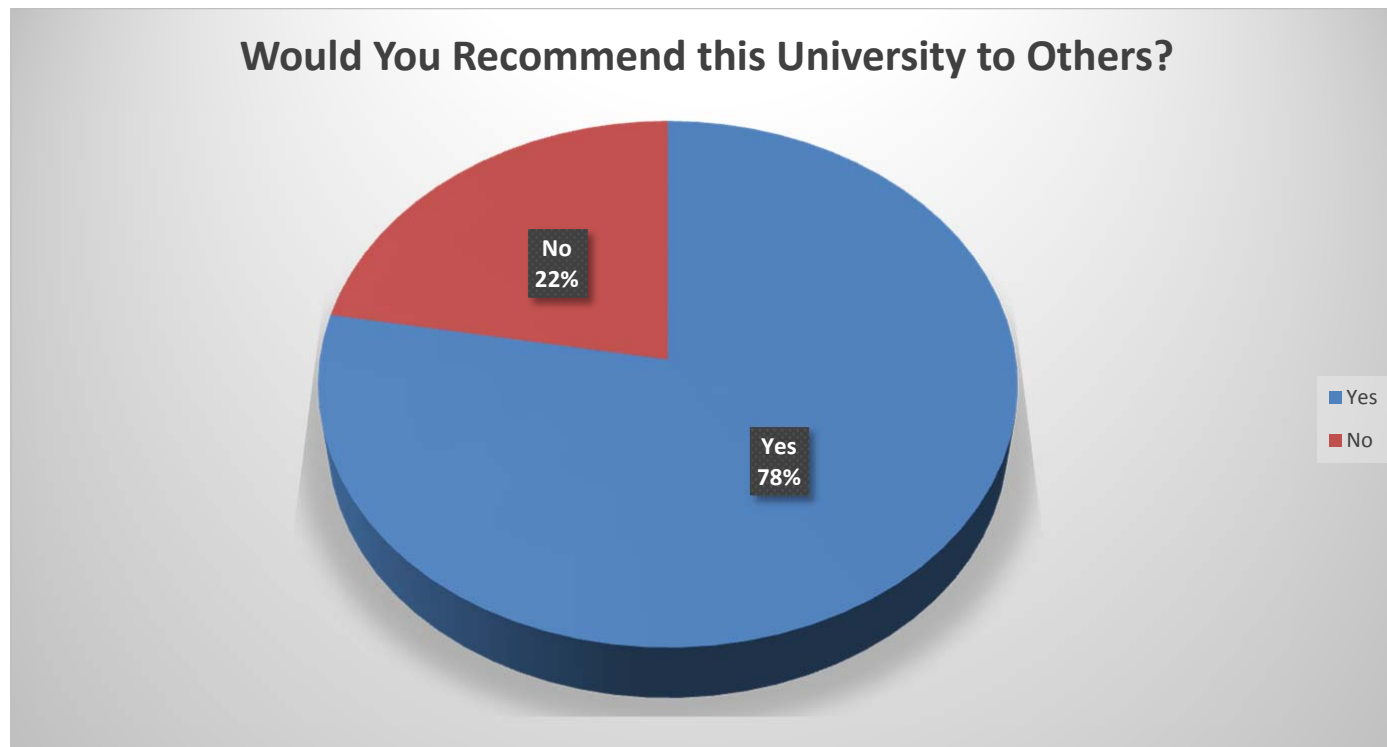


TABLE 1: Mean, Median, Standard Deviation, Minimum, Maximum Value for Each Question (N=54)

S.No	Category	Mean	Median	Standard Deviation	Minimum	Maximum
A.	Academic					
1	Content of Syllabi of the Courses	2.26	2	0.82	1	5
2	Extent of Syllabi Covered in the Class	2.61	3	0.93	1	5
3	Delivery of Syllabi in the Class	2.69	3	0.94	1	5
4	Use of Teaching Aids and ICT in the Class to Facilitate Teaching	2.28	2	0.92	1	5
5	Overall Experience with Internal Assessment (Quiz, Assignments, Presentations etc.)	2.73	3	0.86	1	5
6	Student Teacher Interaction	2.72	3	0.95	1	5
7	Integration of Theory and Practical in Classes (wherever applicable)	1.98	2	0.91	1	4
8	Stimulation for Innovative Thinking	1.89	2	0.82	1	4
9	Overall Learning Experience	2.57	3	0.86	1	5
10	Condition of Lab Equipment	1.79	2	0.76	1	3
11	Availability of Online Resources	2.17	2	1.05	1	5
12	Opportunities in the Department/ University for Research Activities	2.20	2	0.93	1	4
13	Opportunity to Participate in Seminar/ Workshop/ Conference/ Research Projects	2.32	2	0.91	1	4
14	Experience with Research Environment	1.92	2	0.71	1	3
15	Participation in Co-Academic And Cultural Events	1.98	2	0.85	1	4
	Overall	2.27				
B.	Infrastructure					
16	Classroom Facilities (LCD/Audio/ Computer/Seating Arrangement Etc.)	2.62	3	0.87	1	5
17	Library Reading Room Facility	2.94	3	0.99	1	5
18	Library Digital Resources and Reading Material Support	2.69	3	1.21	1	5
19	Internet Facility	2.44	3	1.17	1	5
20	University Website	2.66	3	1.06	1	5
21	Department Website	2.07	2	0.99	1	5

S.No	Category	Mean	Median	Standard Deviation	Minimum	Maximum
22	Sports Facility	1.77	2	0.85	1	4
23	Food Outlets/Canteens	1.83	2	0.82	1	4
24	Drinking Water Facility	1.83	2	0.88	1	4
25	Washroom Facilities	2.51	2	1.02	1	5
26	Hostel Facility	2.41	2	0.85	1	4
	Overall	2.34				
C.	Support System					
27	Experience of the Admission Process to the Programme you have Enrolled in	2.45	2	1.00	1	4
28	Help Received by Orientation Programme of the Department	2.35	2	0.90	1	4
29	Experience with University's Administrative Staff	2.19	2	0.99	1	4
30	Experience with Department's Administrative Staff	2.39	2	1.06	1	5
31	Timely Announcement of Result	2.88	3	1.01	1	5
32	Experience with Timely Availability of Mark Sheet	2.62	3	1.12	1	5
33	Experience with Evaluation Process	2.57	3	0.88	1	4
34	Experience with Placement Cell of the University/Department	2.78	3	1.33	1	5
35	Functioning Of Placement Cell Of The Department	2.77	3	1.24	1	5
36	Experience with Healthcare Facility	2.63	3	0.99	1	4
	Overall	2.56				
D.	Skills/Competencies Developed During Course of Study					
37	Analytical Competency	2.55	3	0.88	1	5
38	Problem Solving Competence	2.62	3	0.85	1	4
39	Leadership	2.42	3	0.88	1	4
40	Time Management	2.50	3	0.92	1	4
41	Team Work/Collaboration Skills	2.58	3	1.09	1	5
42	Communication Competence	2.37	2	0.82	1	4
43	IT Skills	2.35	2	0.73	1	4

S.No	Category	Mean	Median	Standard Deviation	Minimum	Maximum
44	Critical Thinking	2.63	3	1.00	1	5
45	Entrepreneurial /Job Skills	2.57	3	0.85	1	5
	Overall	2.51				
E.	Overall University Experience					
46	Your Overall Academic Experience	2.96	3	0.85	1	5

TABLE 2: Frequency Distribution in Levels (N=54)

S.No	Category	Below Average	Average	Good	Very Good	Excellent	Don't Know	Not Applicable
A.	Academic							
1	Content of Syllabi of the Courses	9	25	18	1	1	0	0
2	Extent of Syllabi Covered in the Class	5	21	20	6	2	0	0
3	Delivery of Syllabi in the Class	5	19	19	10	1	0	0
4	Use of Teaching Aids and ICT in the Class to Facilitate Teaching	11	21	17	3	1	0	0
5	Overall Experience with Internal Assessment (Quiz, Assignments, Presentations etc.)	5	12	28	6	1	0	0
6	Student Teacher Interaction	6	15	22	10	1	0	0
7	Integration of Theory and Practical in Classes (wherever applicable)	18	21	9	4	0	0	0
8	Stimulation for Innovative Thinking	19	23	9	2	0	0	0
9	Overall Learning Experience	4	22	22	3	2	0	0
10	Condition of Lab Equipment	22	20	11	0	0	0	0
11	Availability of Online Resources	16	19	10	6	1	0	0
12	Opportunities in the Department/ University for Research Activities	13	20	13	5	0	2	0
13	Opportunity to Participate in Seminar/ Workshop/ Conference/ Research Projects	11	19	18	5	0	0	0
14	Experience with Research Environment	15	25	11	0	0	2	1
15	Participation in Co-Academic And Cultural Events	17	20	12	2	0	0	1
B.	Infrastructure							
16	Classroom Facilities (LCD/Audio/ Computer/Seating Arrangement Etc.)		18	23	6	1	0	0
17	Library Reading Room Facility	4	12	22	11	3	1	1
18	Library Digital Resources and Reading Material Support	10	14	13	10	4	1	1

S.No	Category	Below Average	Average	Good	Very Good	Excellent	Don't Know	Not Applicable
19	Internet Facility	16	10	18	8	2	0	0
20	University Website	9	12	23	6	3	0	0
21	Department Website	16	12	14	1	1	3	6
22	Sports Facility	23	14	10	1	0	0	6
23	Food Outlets/Canteens	22	19	11	1	0	0	1
24	Drinking Water Facility	24	16	11	2	0	0	0
25	Washroom Facilities	8	21	15	7	2	0	0
26	Hostel Facility	5	16	12	4	0	5	8
C.	Support System							
27	Experience of the Admission Process to the Programme you have Enrolled in	11	16	17	9	0	0	0
28	Help Received by Orientation Programme of the Department	11	15	21	4	0	0	1
29	Experience with University's Administrative Staff	15	20	11	7	0	0	0
30	Experience with Department's Administrative Staff	13	17	15	8	1	0	0
31	Timely Announcement of Result	6	10	22	12	2	1	0
32	Experience with Timely Availability of Mark Sheet	11	11	21	7	3	0	0
33	Experience with Evaluation Process	8	13	26	6	0	0	0
34	Experience with Placement Cell of the University/Department	10	13	15	4	9	0	1
35	Functioning Of Placement Cell Of The Department	9	13	20	3	8	0	1
36	Experience with Healthcare Facility	8	8	19	8	0	4	6
D.	Skills/Competencies Developed During Course of Study							
37	Analytical Competency	7	16	25	4	1	0	0
38	Problem Solving Competence	5	18	22	8	0	0	0
39	Leadership	9	17	21	5	0	0	1
40	Time Management	9	16	22	7	0	0	0
41	Team Work/Collaboration Skills	10	14	20	6	3	0	0
42	Communication Competence	8	19	21	3	0	0	0

S.No	Category	Below Average	Average	Good	Very Good	Excellent	Don't Know	Not Applicable
43	IT Skills	7	21	23	1	0	0	0
44	Critical Thinking	8	13	23	6	2	0	0
45	Entrepreneurial /Job Skills	4	21	20	5	1	0	1
E.	Overall University Experience							
46	Your Overall Academic Experience	2	11	26	9	2	0	0

TABLE 3: Frequency Distribution in Percentage (N=54)

S.No	Category	Below Average	Average	Good	Very Good	Excellent	Don't Know	Not Applicable
A.	Academic							
1	Content of Syllabi of the Courses	16.67	46.3	33.33	1.85	1.85	0	0
2	Extent of Syllabi Covered in the Class	9.26	38.89	37.04	11.11	3.7	0	0
3	Delivery of Syllabi in the Class	9.26	35.19	35.19	18.52	1.85	0	0
4	Use of Teaching Aids and ICT in the Class to Facilitate Teaching	20.75	39.62	32.08	5.66	1.89	0	0
5	Overall Experience with Internal Assessment (Quiz, Assignments, Presentations etc.)	9.62	23.08	53.85	11.54	1.92	0	0
6	Student Teacher Interaction	11.11	27.78	40.74	18.52	1.85	0	0
7	Integration of Theory and Practical in Classes (wherever applicable)	34.62	40.38	17.31	7.69	0	0	0
8	Stimulation for Innovative Thinking	35.85	43.4	16.98	3.77	0	0	0
9	Overall Learning Experience	7.55	41.51	41.51	5.66	3.77	0	0
10	Condition of Lab Equipment	41.51	37.74	20.75	0	0	0	0
11	Availability of Online Resources	30.77	36.54	19.23	11.54	1.92	0	0
12	Opportunities in the Department/ University for Research Activities	24.53	37.74	24.53	9.43	0	3.77	0
13	Opportunity to Participate in Seminar/ Workshop/ Conference/ Research Projects	20.75	35.85	33.96	9.43	0	0	0
14	Experience with Research Environment	27.78	46.3	20.37	0	0	3.7	1.85
15	Participation in Co-Academic And Cultural Events	32.69	38.46	23.08	3.85	0	0	1.92
B.	Infrastructure							
16	Classroom Facilities (LCD/Audio/ Computer/Seating Arrangement Etc.)	9.43	33.96	43.4	11.32	1.89	0	0
17	Library Reading Room Facility	7.41	22.22	40.74	20.37	5.56	1.85	1.85
18	Library Digital Resources and Reading Material Support	18.87	26.42	24.53	18.87	7.55	1.89	1.89
19	Internet Facility	29.63	18.52	33.33	14.81	3.7	0	0

S.No	Category	Below Average	Average	Good	Very Good	Excellent	Don't Know	Not Applicable
20	University Website	16.98	22.64	43.4	11.32	5.66	0	0
21	Department Website	30.19	22.64	26.42	1.89	1.89	5.66	11.32
22	Sports Facility	42.59	25.93	18.52	1.85	0	0	11.11
23	Food Outlets/Canteens	40.74	35.19	20.37	1.85	0	0	1.85
24	Drinking Water Facility	45.28	30.19	20.75	3.77	0	0	0
25	Washroom Facilities	15.09	39.62	28.3	13.21	3.77	0	0
26	Hostel Facility	10	32	24	8	0	10	16
C.	Support System							
27	Experience of the Admission Process to the Programme you have Enrolled in	20.75	30.19	32.08	16.98	0	0	0
28	Help Received by Orientation Programme of the Department	21.15	28.85	40.38	7.69	0	0	1.92
29	Experience with University's Administrative Staff	28.3	37.74	20.75	13.21	0	0	0
30	Experience with Department's Administrative Staff	24.07	31.48	27.78	14.81	1.85	0	0
31	Timely Announcement of Result	11.32	18.87	41.51	22.64	3.77	1.89	0
32	Experience with Timely Availability of Mark Sheet	20.75	20.75	39.62	13.21	5.66	0	0
33	Experience with Evaluation Process	15.09	24.53	49.06	11.32	0	0	0
34	Experience with Placement Cell of the University/Department	19.23	25	28.85	7.69	17.31	0	1.92
35	Functioning Of Placement Cell Of The Department	16.67	24.07	37.04	5.56	14.81	0	1.85
36	Experience with Healthcare Facility	15.09	15.09	35.85	15.09	0	7.55	11.32
D.	Skills/ Competencies Developed During Course of Study							
37	Analytical Competency	13.21	30.19	47.17	7.55	1.89	0	0
38	Problem Solving Competence	9.43	33.96	41.51	15.09	0	0	0
39	Leadership	16.98	32.08	39.62	9.43	0	0	1.89
40	Time Management	16.67	29.63	40.74	12.96	0	0	0
41	Team Work/Collaboration Skills	18.87	26.42	37.74	11.32	5.66	0	0
42	Communication Competence	15.69	37.25	41.18	5.88	0	0	0
43	IT Skills	13.46	40.38	44.23	1.92	0	0	0

S.No	Category	Below Average	Average	Good	Very Good	Excellent	Don't Know	Not Applicable
44	Critical Thinking	15.38	25	44.23	11.54	3.85	0	0
45	Entrepreneurial /Job Skills	7.69	40.38	38.46	9.62	1.92	0	1.92
E.	Overall University Experience							
46	Your Overall Academic Experience	4	22	52	18	4	0	0